

# S30 T7 High-Yield Protein Expression System

Kate Qin Zhao, Don Creswell, Jamie English, Cassandra Brouette, Tanya Quint, Bill Murray, Linda Link, Gary Kobs, Michael R. Slater and Robert F. Bulleit  
 Promega Corporation, Research & Development, 2800 Woods Hollow Road, Madison, WI 53711



Contact: [kate.zhao@promega.com](mailto:kate.zhao@promega.com)

## 1. Product Format and Applications

### S30 T7 High-Yield Protein Expression System

#### Applications:

- High protein yields (up to 500 µg/mL) in 1hr
  - Circular DNA templates with T7 or T5 promoter
  - Comparable to other leading brands
- Protein expression/functional screening
  - Pre-screening of constructs before *E. coli* cell-based production
  - Detection
    - Coomassie® Blue Stained SDS PAGE
    - FluoroTect™ Green<sub>Lys</sub> *in vitro* Translation Labeling System
    - Transcend™ Colorimetric Non-Radioactive Translation Detection System
    - HaloTag® labeling

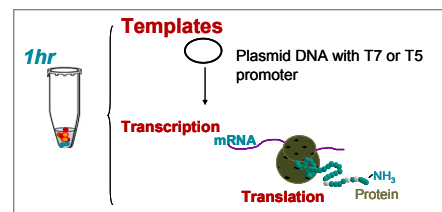
#### Format:

- 24 x 50µL rxns
- 8 x 50µL rxns

## 2. Kit Components and Reaction Set-up

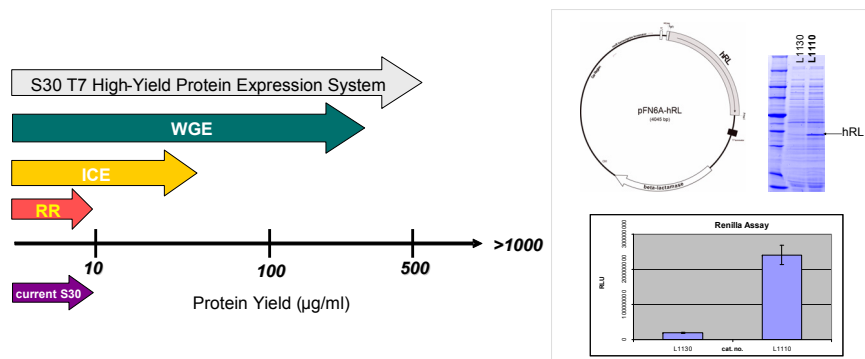
Component	Function
1 S30 lysate for T7 circular	<ul style="list-style-type: none"> <li>Transcriptional</li> <li>Translational machinery</li> </ul>
2 S30-Premix +	<ul style="list-style-type: none"> <li>mRNA and protein building blocks</li> <li>Energy source</li> </ul>
3 Nuclease free H2O	
4 Positive control DNA	Positive control

- User only need to supply circular DNA template
- Protein synthesis in 1hr at 37°C



## 3. Higher Protein Yield Than Our Existing Kits

### High Protein Yield in 1 hour of cell-free reaction



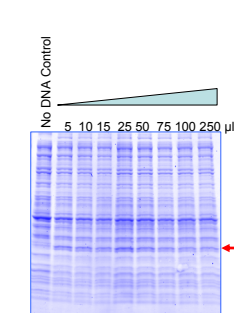
## 4. Compatible with A Wide Range of Vectors

Compatible with T7 as well as strong promoters such as T5 vectors for *E. coli* protein expression.

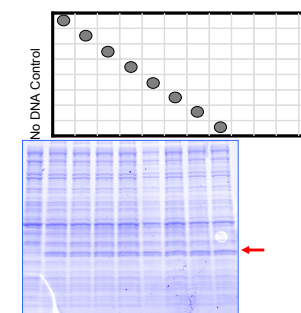
Vectors Tested	Elements	Proteins Tested	Promega
pFN6A/K	T7/g10s	ffLuc, HT2, hRL, mgGFP, cPKA, β-gal, procaspase-3	Y
pFN18K	T7/g10s	cPKA, ffLuc, hRL, Id	Y
pIVEX	T7/g10f	EF-Tu	Y
pIX	T7/g10f	GFP	Y
pExp5	T7/g10f	CALM3	Y
pET32a	T7/lacO	Thioredoxin	Y
pET43a	T7/lacO	NusA	Y
pET3a	T7/g10f	hRL, ffLuc	Y
pET15b	T7/lacO	hRL, ffLuc	Y
pQE30	T5	hRL	Y

## 5. Scalability And Applicability to High-throughput formats

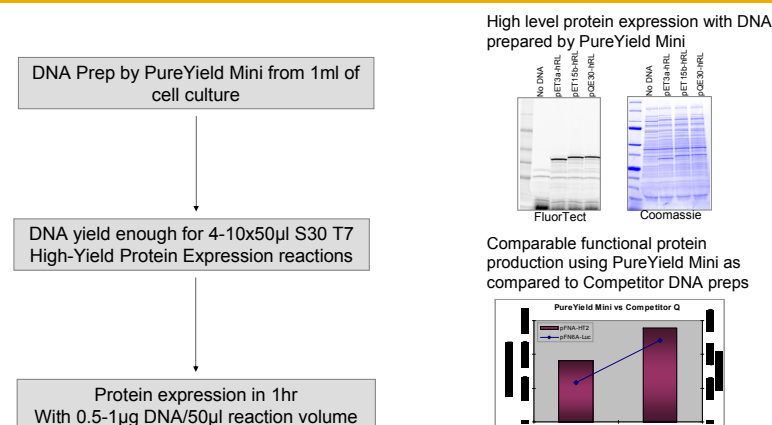
Consistent yield from 5 µl to 250 µl reactions



Consistent result with 5 µl reactions in 96 well PCR plate

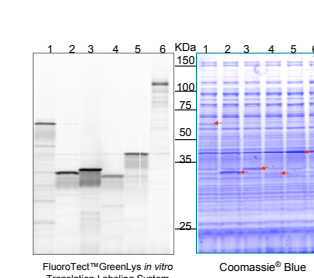


## 6. Compatibility with PureYield Mini DNA Purification System



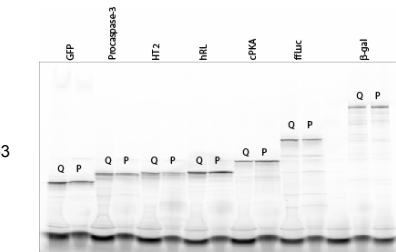
## 7. FluoroTect™ Labeling and Detection

Full length protein production as detected by FluoroTect™ and Coomassie staining following SDS PAGE




pFN6A:  
 1. ffLuc  
 2. hRL  
 3. HT2  
 4. Procaspase-3  
 5. cPKA  
 6. β-gal

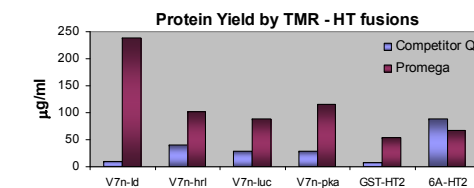
Comparable labeling efficiency of FluoroTect™ in our system as compared to in Competitor Q



## 8. HaloTag® 7 Labeling and Detection



Full length HaloTag® 7 fusion proteins can be expressed in S30 T7 High-Yield Protein Expression System and can be detected and quantified by TAMRA labeling.



## 9. Summary

S30 T7 High-Yield Protein Expression System provides the following benefits:

- Compatible with a wide range of *E. coli* expression plasmids with T7 or T5 promoters
- Fast and convenient protein synthesis
- High protein yield - up to 500µg/ml in 1 hour of reaction
  - More protein for downstream analysis
- Compatible with our PureYield Mini DNA purification system
- Amenable to HTS applications – can be scaled down to 5µl of reaction volume
- Compatible with FluoroTect™, Transcend™ and HaloTag® labeling technologies